

THE RAW EDGE

Quilting In The Pines Newsletter, February 2025



Message From The President

As we move through 2025 (January is almost over) I have been reflecting on the many mistakes I have made over the past years and trying to learn from them. I remember walking down the hall at my workplace and seeing a woman wearing the same maternity dress that I had worn when I was pregnant with my second child. I did not know her, but trying to be friendly, I told her that I had that same dress. I then asked her when her baby was due. To my horror she told me that she had already had her baby. I wanted the earth to open up and swallow me! I don't remember how I wriggled out of that one but will never forget that moment. I have tried to hold my thoughts before I speak out loud but find that does not always happen. Oh well, we are not perfect people and we all have our flaws, but I believe that the good outweighs the not so good.

I have been trying to organize and declutter my sewing room (a never ending struggle) this month and see so many mistakes or decisions I have made that make no sense. I have pulled out much of my fabric from the closet only to find pieces that are less than one quarter of a yard. I sorted the pieces by color and thought that I would cut them into 2 1/2 inch squares. The possibility of that happening in the next ten years is questionable. I have bundled these pieces

of fabric by color and will offer them to anyone who would like them. Letting that fabric go is a struggle for me as I don't throw one scrap away no matter how small. But what I have learned from looking at all of this "stuff" is, it makes no sense to keep hanging on to it when someone else can and will use it. As a member of the guild, I always enjoy being around everyone and am inspired by the amazing work you do. Our South Florida Quilt Expo is coming very soon and we all have something to contribute to that effort. Let's make it the best show ever and show our support for those who have worked so hard to make it a success. ~ Kay



February Meeting

Thursday, February 13th, 2025

at 9:30 a.m.

Trinity Lutheran Church

7150 Pines Blvd.

Pembroke Pines, FL 33024

February Meeting

1.) The February program will consist of Nina demonstrating ways for us to do borders and bindings on our quilts.

2) Lisa Imberman is back by popular demand! She will be teaching us a doll making workshop. See the picture below for doll samples. The cost will be \$15 per person.

If you haven't signed up yet, please call or email Iris Biasetti at 954-839-3572 or irpi@comcast.net and she will send you the supply list.



Upcoming Quilt Retreat

The Spring Quilt Retreat is scheduled for April 4-7th.

Deposit of \$50 is due in February and the remaining balance is due in March! Rooms are \$205 for a double and \$390 for a single.

If you would like to sign up, but haven't yet, please call or email Iris Biasetti at 954-839-3572 or irpi@comcast.net We would love to have you join in all of the quilting fun!

February Birthdays

Coe, Laura 2/10

Pietroluongo, Elaine 2/18

March Meeting

March - It's tool time! We will be sharing our favorite sewing and quilting tools with each other. Members are invited to bring their favorite tools to show everyone.




2025 February Block of the Month

The upcoming month's block will be shown and instructions will be handed out at each monthly meeting.

BOM #1 will be turned in at the February meeting. Each month's block will be made with patterned fabrics in black, white and a feature color. The month's feature color will be the color from the previous month's fat quarter swap. So February's BOM will be made with red (January's color) as the featured color.

Please see the attached sample of February's BOM and this month's block directions.



2025 Fat Quarter Colors

- January - Red
- February - Green
- March - Yellow
- April - Light blue
- May - Purple
- June - Turquoise
- July - Orange
- August - Light green
- September - Pink
- October - Gray
- November - Gold
- December - Burgundy



Block One Gypsy Quilter

©Quiltin' Cousins 2008

The young quilter peered out at the starlit night as the wagon Rocked along. She was lost in the mystery of the starry canopy Over the little village they were passing and wondered where the Caravan would be going this night. As they moved along the Outskirts of the sleeping village, here and there a golden glow from A window would cause her to wonder about the family inside The house. Was a girl like her awake?

The creaking carts wandered softly past the homes with their Families bundled up for the night. The gypsies would not be Stopping in the village but the Gypsy Quilter thought about the Families dreaming, not knowing she was part of their night. She took the memory of the night-lit village with her and as the Wagon wheels turned, the Gypsy Quilter saw the little village Houses turning in her dreams—turning into a quilt block. The block she called...

The Night Village

- Fabric #1 Aqua- Cut (4) 3 1/2" x 6 1/2" rectangles
(2) 1 1/2" x 8" strips
- ⊗ Fabric #2 Purple- Cut (4) 3 1/2" squares
(1) 1 1/2" x 14" strip
- Fabric #3 Brown- Cut (4) 3 1/2" squares
(1) 1 1/2" x 8" strips
(2) 1 1/2" x 14" strips

RST= Right-sides-together

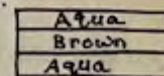
- A) Lay a brown square, RST, on 1 end of an aqua rectangle. Draw a line across the diagonal as indicated:



Sew on line, trim excess and press open. Repeat for all 4.




- B) Sew the aqua strips and the short brown strip Together to form a strata:



From this strata, cut (4) 1 1/2" segments.



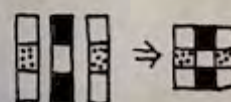
Sew the purple strip and the long brown strips Together to form another strata.



From this strata, cut (8) 1 1/2" segments.



Sew all of these segments together to form (4) 9-patch units as indicated:



QUIP Officer Elections

Current Nominations:

Pres--Kay Walker

VP--Paula Wilson

Secretary - no nominations yet

So far these are our candidates. If you wish to add your name to be considered for these position, contact Iris, Charlotte or Sherry.

Nominations can also come from the floor before voting at the Feb QUIP meeting.

The nominating committee will be Iris, Charlotte, and Sheri. We need nominations for President and Vice President.

The president will nominate someone for secretary to fill the remainder of the term if there are no nominations or volunteers.

QUIP Membership Dues

QUIP membership expires at the end of February. If you are already a member, we hope you will join or renew your membership for another year.

The new year's member dues are due to be paid in March. Members will be sent an invoice for \$30.00 via email, so that they may pay their dues directly through QuickBooks.

Basket Walk Donations

Items are still being collected for QUIPS basket for the South Florida Quilt Expo. Our basket this year is cat themed. Please bring your donations to Linda Nastro at the February guild meeting. We would love for QUIP to have a full and beautiful basket for the Expo.



Round Robin Sign Ups

Round Robin sign ups are here! If you have not signed up already, contact Iris Biasetti at 954-839-3572 or irpi@comcast.net. Groups will be assigned soon!

Don't miss your opportunity to have fun and be creative with a group of your fellow QUIP quilters. Each group will work together to decide what style of Round Robin that they will do.

Happy Valentines Day!

Do you have a story to contribute to the Newsletter? Your fellow quilters would like to hear from you!

Take us on your quilting journey! We would love to include a story from a different quilter every month.

We would love to hear your quilting story! Take us on your quilting journey and let us get to know you better. How and why did you start quilting? Who and what inspires you to sew? what lessons have you learned along the way? Inquiring minds want to know! If interested contact Anne Brumet at aobrumet@gmail.com

January Workshop

A big thank you to Iris for teaching a FREE Sit-and-Sew Workshop!



Iris walked everyone through each step.

Just a few of the beautiful table toppers that were worked on.





A Quilter's Narrative

by Nina Anderson

This is my journey through stitches, millions and millions of them.

It all started with a quilt I saw, made with appliqued hearts. The instructions said to , “cut them out and sew them on white blocks.” Ok, I did that.... Now what?

It took finding a quilting book to see what else I could actually do with these squares. Words like sashing, cornerstones, borders, batting, backing, binding and quilting, jumped off the pages at me. Wow. That seems like a lot to do! Just how far away am I from seeing the outcome?

If you're a quilter, you know exactly what I'm talking about. This is a familiar internal dialogue that we have with ourselves. As quilters, we're always looking for instant gratification. So, I asked myself why? Why the hurry? I say, let the feeling last, be picky when choosing those fabulous fabrics. Swim in the colors and feel the design. Build the palette piece by piece, watch it and help it come to life.

Cutting is the next step... all those pieces, maybe a few, maybe hundreds... remember these cuts are the stepping stones to a creation that represents me, the quilter.

Then comes the piecing... Janome, Bernina, Phaff, Viking, Singer, Elna and Brother. Which machine to use? Who cares? Does it sew?! This is what truly matters. There is no such thing as, “I own the best machine.” The machine simply helps me walk the pieces through the process of making an incredible, unique creation. Piece after piece, the picture slowly begins to emerge.

Next comes yet another decision...the borders! Do I slap them on, or should I pause and rethink? What else I can do to make this part of my quilt as important as the rest of what I've just created? Add another fabric, a contrasting one perhaps? Maybe complimentary? Should it be scalloped, mitered, added corners? Now more decisions to make.

At this point I say to myself, "I'm close! It's

almost a quilt. It's almost finished! And that lovely feeling of accomplishment is near."

Whether I pin, tie or baste, it's yet another decision to make. Shall I quilt it? Phew! Could this be the last decision between me and the finish line?

At this point, perhaps a bit weary, or not... I turn to my fellow quilters and ask, “What do you think?” I listen to as many suggestions as there are pieces in my project and in the end, I do what I think is right... It's always a feeling.

With so many decisions now behind me, I'm faced with yet MORE decisions?!... The binding, what color? On the bias, on the width of the fabric, which one? What color?

Ok, done! I've sewn it on, but wait! I turn it over and now hand sew??? REALLY! Is this true? Must I use a needle and thread, and sit for hours to get to the final, truly finished totally completed quilt? It's true. This has to be done.

And I smile. At last, I am here, the finish line-the last stitch. I now get to hold it up, umpteen times to show it off and watch the faces of my fellow quilters express their understanding of what it took to get there.

It's funny I am sitting on my chair with my quilt on my lap and my head is swirling, the pattern, the colors, the size, the fabrics, the cutting, the pieces, the sewing, the borders, the quilting, the binding...

Oh, by the way, these are all the same thoughts that I will go through for the next quilt I am going to make tomorrow.

Nina is currently sewing bindings for the Guild! Sew your binding on to the front of your quilt and Nina will hand sew the back for you! Queen size quilts and below are \$20.00 each and larger sizes are \$30.00 each.

Contact Nina at 310-628-5895

Charity Donations

December Donations:

Charlotte - 25 receiving blankets,
17 burp cloths, 23 pillow case kits

Cathy D. - 2 bears

Ziva - 12 waterproof changing
pads

Annette - 1 quilt

Eutrice - 1 quilt

Elaine - 3 quilts

Sue - 2 pillow cases

Janet - 5 pillowcases



Laura Coe donated these three beautiful
hand made baby blankets.

January Donations:

Eutrice - 2 quilts

Annette - 1 quilt
Laura - 3
pillowcases, 3 shawls, 3 afghans

Regina - 4 pillowcases

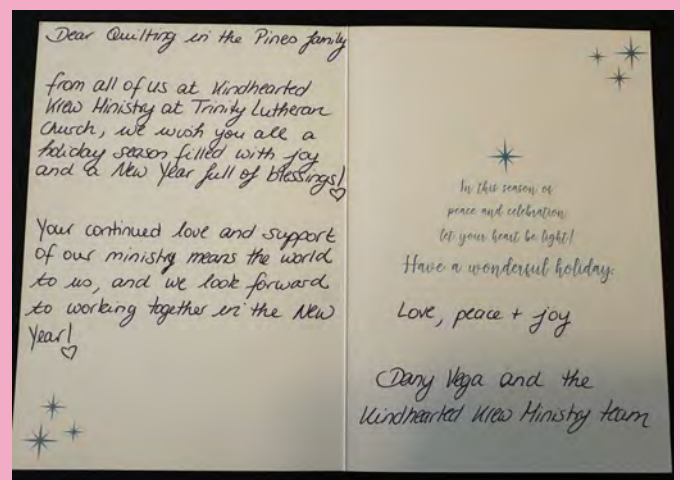
Cathy - 2 bears



These adorable bears were made by
Cathy Dance and Joan Araujo.

Contact Barbara at
barbaratate2001@yahoo.com for
more about QUIP Charity Events.

A beautiful thank you card for
all of the wonderful ladies who
make charity quilts every
month! Thank you ladies! You
work and dedication are truly
appreciated!



Januarry Show and Tell



January Show and Tell Continued...



Quip General Meeting Minutes ~ January 9, 2025

President Kay Walker called the meeting to order at 9:40 am. Betty made a motion to approve the minutes, and Nina seconded the motion. Minutes were approved

Financial report: Checking balance: \$7132.54, Savings balance was \$5107.21. Charity: Barbara received a letter from Trinity Lutheran thanking us for all we do to support their mission team. Diapers were donated to the regional library and other charities before Christmas. Please sign in the items you donate so will get credit for them.

Workshops and Retreats: January workshop is to make a table topper. February workshop will be Lisa Imberman teaching how to make dolls. The next retreat will be on April 4-7. Deposits for the retreat are due in February, and the remainder of the cost is due in March.

Programs: February program will be Nina demonstrating how to do borders and bindings. March program will be about our favorite tools.

SFQE: There will be 3 classes held at the expo. Beginner friendly quilting, foam fabric board pictures, and reverse applique. We also need your quilt entries as soon as possible. Entries are due January 20. Volunteers are needed to fill many positions at the show. Please see Robyn Eck to sign up. Cathy Dance will distribute raffle tickets and collect the money for them. Marilyn Ehren is the chairperson for the QUIP booth at the show. Sandy Glazer volunteered to assist Marilyn. We still need a volunteer to coordinate the raffle ticket sales at the show.

Membership: We have 73 paid members.

BOM: Nina will do the BOM for 2025. Members will make one block to donate in Red, White, and Black. They can make a second block for themselves in any color they wish. Fat quarter colors will be for the next month's BOM. Fat quarter colors will be: January: Red, February: Green, March: Yellow, April: Light Blue, May: Purple, June: Turquoise, July: Orange, August: Light Green, September: Pink, October: Grey, November: Gold, December: Burgundy

Old Business: Discussed details for members who wish to sell items in the Quiltique booth at the SFQE show. Members who wish to sell items must volunteer at least 2 hours in the Marilyn to sign up to sell items. Profit for items sold may go to the seller or to the guild. Seller must fill out an inventory form, and tag each item to be sold using their initials and the item number.

New Business: Dues are due in March. Members will be sent an invoice via email to pay their dues through QuickBooks. The nominating committee will be Iris, Charlotte, and Sheri. We need nominations for President and Vice President. The president will nominate someone for secretary to fill the remainder of the term.

Respectfully submitted:
Sheri Passwater, Secretary

Our Treasurer, Gerri Tredway, has requested that all QUIP monies be turned in with an accompanying form. Please see the form on the following page and fill out a copy when turning in money or payments. Thank you for your assistance and consideration!

February 2025

We have a Bernina Virtuosa 155 and a Horn Cabinet for sale.

The Bernina comes with all accessories, a wheeled carrying case, sewing platform extension and instruction manuals
\$500 or best offer



The cabinet is a brown wood tone on casters and opens up for use with tons of storage and an adjustable pressure lift shelf for the sewing machine and the inset that fits the Bernina. \$300 or best offer.

Buy both and get a discount.

Please contact me if you are interested. They are in my garage.

Denise

954-471-0190



Sunshine News



Hi QUIP Members! I hope you are all well.
If anyone is in need of cheering up or
congratulations, please let me know.

Sandy Glazer, (954)742-6164, sandymindy@aol.com

We would like to send our deepest condolences to QUIP member Sylvia Stevens. Sylvia's sister, Rachel Alayon, has recently passed away. Sylvia had been caring for her sister Rachel, as she had been ill for sometime. Sylvia, we are very sorry for your loss.



SOUTH FLORIDA QUILT EXPO NEEDS YOU

**CALLING ALL VOLUNTEERS! WE NEED
YOUR HELP!**

Volunteers are needed for Quilt Collection and Judging - **Jan. 30 thru Feb 2.** ; and for the Expo - setup, the 2 day show, take down and quilt return - **March 7 - 10.**

Text Robinn Eck at 954-290-3251
Leave a message stating when you
can help and she will call you back.

CALL NOW

www.SouthFloridaQuiltExpo.com

Something for everyone

- Quilt Collection** - Thursday Jan.30, 3-8 pm
process paperwork, inspect quilts, transport to judging room
- Quilt Judging** - Fri. Sat & Sun. Jan.31, Feb 1 - 2, 9 - 4pm daily - 2 hour shifts
scribes, judges helpers, transport to/from judging room, photography, storage
- Quilt Set-up** - Friday March 7, 8 - 3 pm
hang quilts, attach quilt id cards, attach winning ribbons
- Awards Ceremony** - Friday March 7, 7 pm
admissions, pin sales, photography
- Quilt Show** - Sat. & Sun. March 8 & 9, 10 -6pm
admissions, info desk, basketwalk, white glove, raffle quilt, vendor passport, pin sales, distribute Showbooks.
- Quilt Take-down** - Monday March 10, 8 - 11
Remove quilts from display, place in pillowcases, transport to quilt return room
- Quilt Return** - Monday March 10, 11 - 3 pm
process paperwork - collect quilt entry receipts



**HELP
NEEDED**

Don't forget to sign up for QUIP's booth at the South Florida expo on March 8th and 9th! We are looking for people to work 2 hour time slots. Please contact Marilyn Ehren at 305-491-0330 to sign up, or you can sign up in person at the monthly meeting.

Registration for SFQE Workshops Opens on Nov 1.

WORKSHOP SCHEDULE

March 8-9, 2025

www.SouthFloridaQuiltExpo.com



Cost \$55

Beginning Quilting

Patterns and all supplies provided, just bring your sewing machine

Cost \$35

Reverse Applique

All materials provided, just bring your sewing machine.

Cost \$35

Quilted Foam Board

No sew project

Class fee includes a one-day ticket for admission to the show.

Carol Rogers's Class

Beginning Quilting - Cost \$55 - includes one day ticket to show

All materials included

Saturday March 8, 2025, 10 - 3 pm, Classroom A101

Nina Anderson's Class

Reverse Applique by machine - Cost \$35 - includes one day Ticket to show

All materials included

Saturday March 8, 2025, 9 - noon, Classroom A102

Quilted Foam Board Wall Hanging

No Sew Project - Cost \$35 - includes one day ticket to the show

All materials included - 6 styles to choose from -

See pictures of choices on the next page

2 days -

Saturday March 8, 2025, 1 - 4 pm, Classroom A 102

Sunday March 9, 2025, 10 - 1 pm, Classroom A102

Quilted Foam Board Choices

Fun to make; enjoy choosing fabrics and embellishments to finish the wall hanging. Quilt Board includes; precut board, fiber board backing, white foam to finish the back, metal sawtooth wall hanger, written instructions and illustrations.



Do you have something that you would like to submit to the QUIP Newsletter? Pictures from the last meeting or event? A sewing machine to sell?

Please send your information to Anne Brumet at aobrumet@gmail.com