


THE RAW EDGE

Quilting In The Pines Newsletter, March 2025



Message From The President

The American Quilters Society (AQS) quilt show was held in Daytona, FL, last week. I had the opportunity to attend with my two sisters and my daughter. While the show was small, the competition quilts were inspirational and the vendors were friendly and helpful. I had found a quilt pattern by Tilda in one of my quilt magazines and really wanted to make it. Her website is www.tildasworld.com. You can download her patterns for free. I printed out the pattern and took it to the show with me hoping to find some fabrics that would work. Lo and behold, the second booth in the show was Old South Fabrics from Cleveland, TN.

The website is www.oldsouthfabrics.com. To my great surprise, the quilt I wanted to make was on full display in the booth. The vendor had been to the Houston Market and visited the Tilda booth. Many of Tilda's quilts made by her were on display and were being raffled off to shop owners. The woman who owned old south fabrics won the quilt. And it is more beautiful in person. I walked up to the quilt to get a better look and was muttering to myself about how I would never be able to make it. The owner, Wanda Coley, approached me and explained that it was easier than it looked. Forty-five minutes later we were still talking about Tilda's patterns and her beautiful fabrics. Wanda had many of the fabric collections in her booth and she explained the

logic that Tilda used in designing her fabrics and patterns. My point to this story is that everyone I encountered at the show was as friendly and kind as Wanda was. Grumpy, mad, and angry people don't show up at quilt shows.

As I was leaving, I saw a woman I knew from the guild. I spoke her name and when she turned around it was a complete stranger who looked like my friend. My daughter joined me and we stood and talked to this stranger for another thirty minutes. It was like we were long lost friends.

Quilters have strong ties to each other and always seem to find time for each other. Look around you at the guild meeting and realize how lucky you to surrounded by so many quilting friends. ~ Kay



March Meeting

**Thursday, March 13th, 2025
at 9:30 a.m.**

**Trinity Lutheran Church
7150 Pines Blvd.
Pembroke Pines, FL 33024**

March Meeting Activities

It's tool time! We will be sharing our favorite sewing and quilting tools with each other. Members are invited to bring their favorite tools to show everyone.

We are also asking that all members who won an award at this year's SFQE bring their quilts in to show us all during this month's Show and Tell. We would all love to see what you made!

There will NOT be a workshop this month due to the SFQE quilt show. We will have our other regular activities - BOM, raffles, etc.



March Birthdays

Moore, Jennifer	03/06
Huffman, Regina	03/11
Langlois, Anne Marie	03/16

Upcoming Quilt Retreat

The Spring Quilt Retreat is scheduled for April 4-7.

All remaining balances are due in March! Rooms are \$205 for a double and \$390 for a single.

24 of us are currently signed up to go. We hope that you will join us next year!

If you have any questions, please call or email Iris Biasetti at 954-839-3572 or irpi@comcast.net.

April Meeting

Round Robin sign ups are here! Don't miss your opportunity to have fun and be creative with a group of your fellow QUIP quilters!

Each group will have 6 members and work together to decide what style of Round Robin that they will do.

Please call or email Iris with any questions at 954-839-3572 or email her at irpi@comcast.net.

There are a lot of scams going on about Joann Fabrics. Don't fall for e-mails referencing Joann Fabrics. To be safe, go to www.joann.com for legitimate information.

QUIP Officer Elections

Congratulations and welcome to our newly elected QUIP President and Vice-President! With such awesome ladies in office, we can't wait to see what this next year holds in store!



President --Kay Walker
Vice President --Paula Wilson

Women In Distress Raffle



The staff at WID has been dealing with federal funding cuts, which makes their continued assistance to domestic violence victims even more challenging than before. QUIP members are actively working to raise funds by raffling a quilt at the Margate WID thrift shop. Pictured above are QUIP's own Kay and Sheri, along with shop manager Eileen. Thank you ladies for all of your hard work for women in need!

More QUIP Officers Needed!

Treasurer - Volunteer Needed
Secretary - Volunteer Needed

WE NEED YOU

Are you looking for a way to be more involved or to give back to your QUIP quilting community? If so, WE NEED YOU!

QUIP is still in need of officers for the upcoming year! If you are interested in helping QUIP be the best that it can be, please talk to us at the March meeting or call and talk to a board member.

QUIP Membership Dues

QUIP yearly membership is now due. Yearly membership dues are \$30.00 and are payable in March.

Quilting in the Pines Guild now accepts Zelle payments!

The Zelle ID, is the email address:
PinesQuilts@gmail.com



Enter the reason for the payment in the "optional" reason field so that the treasurer knows to which account it should be posted. For example: dues or raffle tickets, etc.

2025 March Block of the Month

The upcoming month's block will be shown and instructions will be handed out at each monthly meeting.

BOM #2 will be turned in at the March meeting. Each month's block will be made with patterned fabrics in black, white and a feature color. The month's feature color will be the color from the previous month's fat quarter swap. So March's BOM will be made with green (February's color) as the featured color.

Please see the attached sample of March's BOM and this month's block directions.



Block Two
Gypsy Quilter
© Quiltin' Cousins 2008

Old Janos, the Storyteller, was way past the years of capturing the wild horse and riding with the wind. He still communed with the wild creatures and could carve a likeness that gradually revealed the spirit of the animal as his knife whittled the wood.

A frightening bear or a wily fox would set him to spinning a tale that would stop the sun-browned children in their play. Devilment forgotten, they would approach old Janos with eyes wide as he brought the carvings to life with his story of adventure, of when he was a young man and surprised the bear, or competed with the fox.

His magical memories and narrow escapes from danger were told and retold. The Gypsy Quilter, still young, remembered old Janos and his youthful days as she pieced her block . . .

The Storyteller

- Fabric #1 Green- Cut (2) 5 1/8" squares
(1) 4 1/2" square
- Fabric #2 Purple- Cut (4) 4 1/2" x 4 3/4" rectangles*
*It's easy to mix up which side is longest on this rectangle!
- ⊗ Fabric #3 Brown- Cut (2) 5 1/8" squares

- A) Pair up the large green squares with the brown squares, RST. Draw a line down the diagonal and sew 1/4" away down both sides of the line. Cut apart on line and press open. You should have 4 half-square triangles. ☑

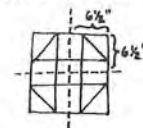


- B) Arrange all your pieces in a 9-patch formation as indicated:




Sew together and press.

- C) Now you are going to cut this block into 4 equal quarters. It should measure 13" square at this point, so cut it at the 6 1/2" mark (both ways).

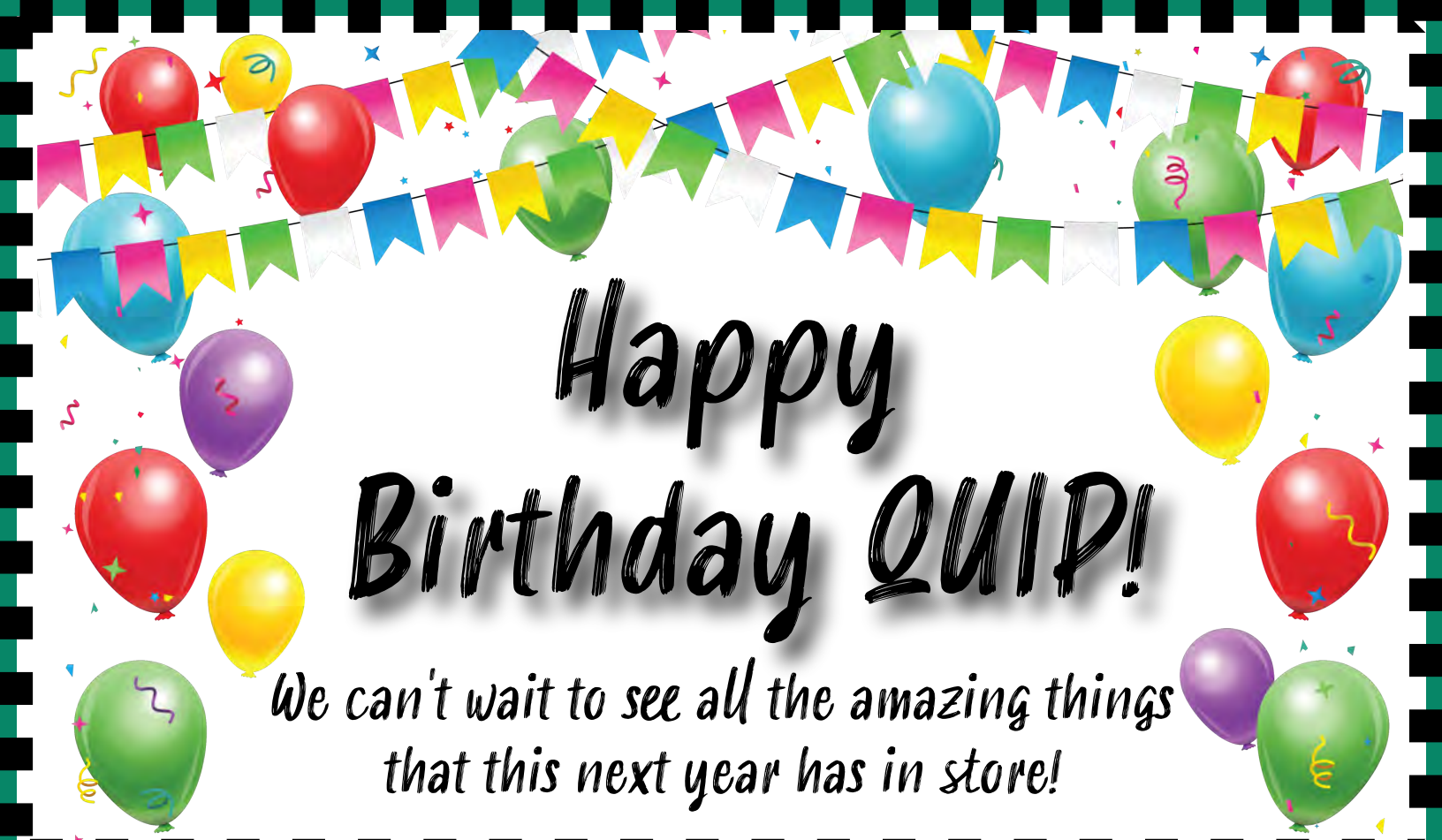


- D) Take the upper right and lower left quadrants and turn them around so that the little squares are on the outside corners. Now sew them together and press.



2025 Fat Quarter Colors

January - Red
February - Green
March - Yellow
April - Light blue
May - Purple
June - Turquoise
July - Orange
August - Light green
September - Pink
October - Gray
November - Gold
December - Burgundy



Happy Birthday QUIP!

*We can't wait to see all the amazing things
that this next year has in store!*



***Do you have a story to contribute
to the Newsletter? Your fellow
quilters would like to hear from you!
Take us on your quilting journey! We
would like to include a story from a
different quilter every month.
Take us on your quilting journey and
let us get to know you better. How
and why did you start quilting? Who
and what inspires you to sew? what
lessons have you learned along the
way? Inquiring minds want to know!
If interested contact Anne Brumet at
aobrumet@gmail.com***

Charity Quilts Needed!



***We would love it if more members helped
add to our charity quilt donations! A quilt
is truly special and meaningful gift that
blesses the recipient's life. Are you
looking for ideas? Boy quilts, gender
neutral quilts and wheelchair quilts are
always in demand. The quilts do not have
to be complicated and QUIP has fabrics
that you can use. Contact Barbara at
barbaratate2001@yahoo.com for more
about QUIP Charity Events.***

February Charity Donations

This Months Donations:

**Charlotte Lorenzo - 23
blankets, 10 burp cloths,
10 pillowcase kits**

**Regina - 1 pillowcase, 1
quilt**

**Eutrice White-Martin - 2
pillowcases, 1 quilt**

Cathy Dance - 4 bears

Annette O'Connor - 1 quilt

**Karen Champion - 2
pillowcases**

Laura - 2 pillowcases

Caren Donovan - 2 quilts

**Thank you for all of the generous
donations, Ladies!**



**These adorable bears were made by
Cathy Dance.**

**Contact Barbara at
barbaratate2001@yahoo.com for
more about QUIP Charity Events.**

**A beautiful thank you card for all of the wonderful ladies who
make charity quilts every month! Thank you ladies! You work
and dedication are truly appreciated!**



*Ladies,
The quilts you have
made are so special -
colorful & beautifully sewn.
Mothers, babies &
children appreciate them.
Thank you so much!
Merry Christmas.
Carole Pitrey*

The judging is done and the winners are...

Find out and join us for a celebration of all of the extraordinarily talented 2025 winners at our Awards Ceremony



SOUTH FLORIDA
QUILTEXPO



March 7, 2025, 7 pm
Charles F Dodge City Center
Cost \$12

Tickets on sale on our website
www.SouthFloridaQuiltExpo.com

The South Florida Quilt Expo is put on with the support of nine local quilt guilds who all work together to make this happen for all of their members and the South Florida Quilting community.

The purpose of the SFQE is to provide an opportunity for local quilters to showcase their talent and work, as well as to encourage them in their quilting journey.

The Awards Ceremony is a celebration of South Florida's quilting talent. Come out and support your fellow quilters, especially the youths who are competing.

You can support the show itself by volunteering, attending classes, attending the show as well as shopping the vendor booths. Everyone involved has worked hard to put on the best show possible.

Many thanks to all who entered quilts and wearables, to all the volunteers who helped with the collection of those items, with the judging, and to all those who have already volunteered to help with the show.

This is your show! We hope to see you all there!

February Binding and Borders Workshop

For our February workshop, QUIP Member and quilting expert Nina Anderson shared new and creative ways to add borders to your quilts, as well as techniques for attaching and sewing binding to your quilts. She taught how the fabrics in our quilt tops, borders and binding interact and work together and how to keep our final quilt as flat, square and smooth as possible. Thank you Nina for teaching us how to get the best possible finishes for our quilts!



Nina is currently sewing bindings for the Guild! Sew your binding on to the front of your quilt and Nina will hand sew the back for you! Queen size quilts and below are \$20.00 each and larger sizes are \$30.00 each. Contact Nina at 310-628-5895

February Doll Making Workshop

You asked and Lisa Imberman was kind enough to grant your wish and come back and teach another workshop! This time Lisa taught all of us about doll making! The workshop participants all had a wonderful time picking out beautiful fabrics and notions and assembling the peices of their own unique dolls. Thank you Lisa for gracing us with your presence and sharing your expertise with us!



February Show and Tell



QUIP General Meeting Minutes ~ February 13, 2025

President Kay Walker called the meeting to order at 9:43 am. Marilyn made a motion to approve the minutes, and Opal seconded the motion. Minutes were approved

Financial Report: Checking balance: \$8311.07, Savings balance was \$5107.27. Revenue for the month was \$1315. Expenses were \$136.47.

Charity: We will do a challenge for children's quilts in the future. A holiday stocking project will start in July. Holiday quilts are great also. Barbara will put the pattern for wheelchair quilts in the newsletter.

Workshops and Retreats: The next retreat will be on April 4-7. Deposits were due this month and the remainder is due in March. More than 20 people are signed up. Lisa Imberman taught a class on making dolls.

Programs: February program was Nina demonstrating how to do borders and bindings. March program will be about our favorite tools. March is also QUIP's birthday month, and we will ask our members who won ribbons at SFQE to bring their quilts for show and tell. There will be a row-by-row challenge for groups of 6 starting in April.

SFQE: There will be 3 classes held at the expo. Beginner friendly quilting, foam fabric board pictures, and reverse applique. There is only one spot available in the reverse applique class. The foam board classes have more spaces available. Signup is on the SFQE website. Award ceremony tickets are \$12, and they can be purchased on the website. The next SFQE will be on March 15-16, 2027. All quilt related activities (collection, judging, hanging and award ceremony) will be in the week preceding the show.

There will be vendor hop drawings at the show. Visit every vendor and get a stamp from each vendor. Turn your vendor hop form in at the information booth and be entered to win prizes. You do not need to be present to win.

Volunteers are needed to fill many positions at the show. Please see Robyn Eck to sign up. Cathy Dance will distribute raffle tickets and collect the money for them. Marilyn Ehren is the chairperson for the QUIP booth at the show. Sandy Glazer volunteered to assist Marilyn. We still need a volunteer to coordinate the raffle ticket sales at the show.

Membership: We have 74 paid members. Karen Campion was a former member of QUIP and rejoined this month.

BOM: There were copies of the instructions for block 2 at the February meeting, and they will also be posted on the website.

New Business: Dues are due in March. Members will be sent an invoice via email to pay their dues through QuickBooks. Nominations for officers are Kay Walker, President, Paula Wilson, Vice-President.

We received 15 fat quarters for the fat quarter drawing. The 50/50 drawing received \$84, which was split between the guild and the winner, Kay Walker.

Respectfully Submitted: Sheri Passwater, Secretary

Our Treasurer, Gerri Tredway, has requested that all QUIP monies be turned in with an accompanying form. Please see the form on the following page and fill out a copy when turning in money or payments. Thank you for your assistance and consideration!

March 2025

We have a Bernina Virtuosa 155 and a Horn Cabinet for sale.

The Bernina comes with all accessories, a wheeled carrying case, sewing platform extension and instruction manuals
\$500 or best offer



The cabinet is a brown wood tone on casters and opens up for use with tons of storage and an adjustable pressure lift shelf for the sewing machine and the inset that fits the Bernina. \$300 or best offer.

Buy both and get a discount.

Please contact me if you are interested. They are in my garage.

Denise

954-471-0190



SUNSHINE NEWS



Hi QUIP Members! I hope you are all well.
If anyone is in need of cheering up or
congratulations, please let me know.

Sandy Glazer, (954)742-6164, sandymindy@aol.com

SOUTH FLORIDA QUILT EXPO NEEDS YOU

**CALLING ALL VOLUNTEERS! WE NEED
YOUR HELP!**

Volunteers are needed for Quilt Collection and
Judging - **Jan. 30 thru Feb 2**; and for the Expo
- setup, the 2 day show, take down and quilt
return - **March 7 - 10**.

Text Robinn Eck at 954-290-3251
Leave a message stating when you
can help and she will call you back.

CALL NOW

www.SouthFloridaQuiltExpo.com

Something for everyone

Quilt Collection - Thursday Jan.30 3-8 pm

process paperwork, inspect quilts, transport to judging room

Quilt Judging - Fri. Sat & Sun. Jan.31, Feb 1 - 2, 9 -

4pm daily - 2 hour shifts

scribes, judges helpers, transport to/from judging room,
photography, storage

Quilt Set-up - Friday March 7, 8 - 3 pm

hang quilts, attach quilt id cards, attach winning ribbons

Awards Ceremony - Friday March 7, 7 pm

admissions, pin sales, photography

Quilt Show - Sat. & Sun. March 8 & 9, 10 -6pm

admissions, info desk, basketwalk, white glove, raffle quilt,
vendor passport, pin sales, distribute Showbooks.

Quilt Take-down - Monday March 10, 8 - 11

Remove quilts from display, place in pillowcases, transport to
quilt return room

Quilt Return - Monday March 10, 11 - 3 pm

process paperwork - collect quilt entry receipts



**HELP
NEEDED**

*We need more volunteers to work in
the QUIP booth at the SFQE show!
Please contact Marilyn Ehren at
305-491-0330 if you can work one or
two hours in the booth.
We especially need people on
Sunday, March 9th.*

Registration for SFQE Workshops Opens on Nov 1.

WORKSHOP SCHEDULE

March 8-9, 2025

www.SouthFloridaQuiltExpo.com



 <p>Cost \$55</p> <p>Beginning Quilting</p> <p>Patterns and all supplies provided, just bring your sewing machine</p>	 <p>Cost \$35</p> <p>Reverse Applique</p> <p>All materials provided, just bring your sewing machine.</p>	 <p>Cost \$35</p> <p>Quilted Foam Board</p> <p>No sew project</p>
---	--	--

Class fee includes a one-day ticket for admission to the show.

Carol Rogers's Class

Beginning Quilting - Cost \$55 - includes one day ticket to show

All materials included

Saturday March 8, 2025, 10 - 3 pm, Classroom A101

Nina Anderson's Class

Reverse Applique by machine - Cost \$35 - includes one day Ticket to show

All materials included

Saturday March 8, 2025, 9 - noon, Classroom A102

Quilted Foam Board Wall Hanging

No Sew Project - Cost \$35 - includes one day ticket to the show

All materials included - 6 styles to choose from -

See pictures of choices on the next page

2 days -

Saturday March 8, 2025, 1 - 4 pm, Classroom A 102

Sunday March 9, 2025, 10 - 1 pm, Classroom A102

Quilted Foam Board Choices

Fun to make; enjoy choosing fabrics and embellishments to finish the wall hanging. Quilt Board includes; precut board, fiber board backing, white foam to finish the back, metal sawtooth wall hanger, written instructions and illustrations.



Do you have something that you would like to submit to the QUIP Newsletter? Pictures from the last meeting or event? A sewing machine to sell?

Please send your information to Anne Brumet at aobrumet@gmail.com